

ENCODE DCC Antibody Validation Document

Date of Submission

Name:

Email:

Lab

Antibody Name:

Target:

Company/
Source:

Catalog Number, database ID, laboratory

Lot Number

Antibody
Description:

Target
Description:

Species Target

Species Host

Validation Method #1

Validation Method #2

Purification
Method

Polyclonal/
Monoclonal

Vendor URL:

Reference (PI/
Publication
Information)

Please complete the following for antibodies to histone modifications:
*if your specifications are not listed in the drop-down box,
please write-in the appropriate information*


Histone Name

AA modified

AA Position

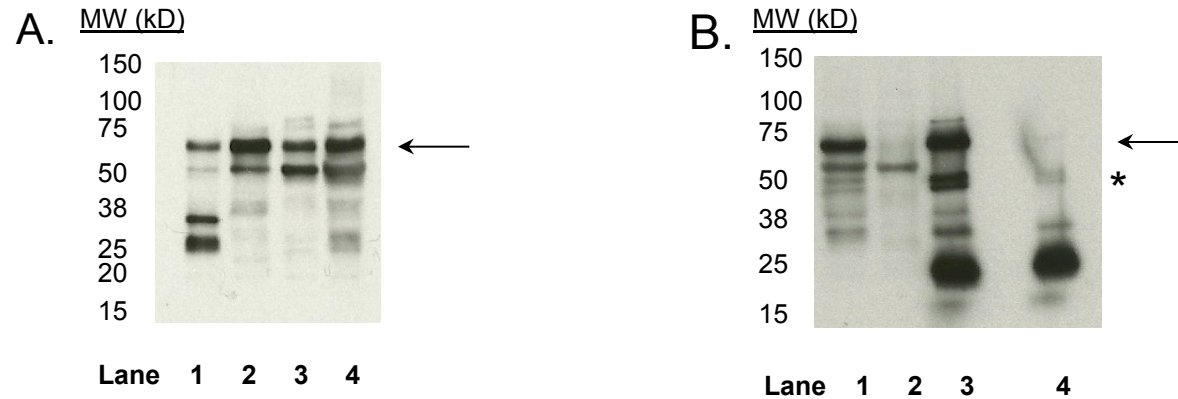
Modification

Validation #1
Analysis



Insert Validation Image (click here)

Antibody HPA006672 (ZKSCAN1) Immunoblot/immunoprecipitation



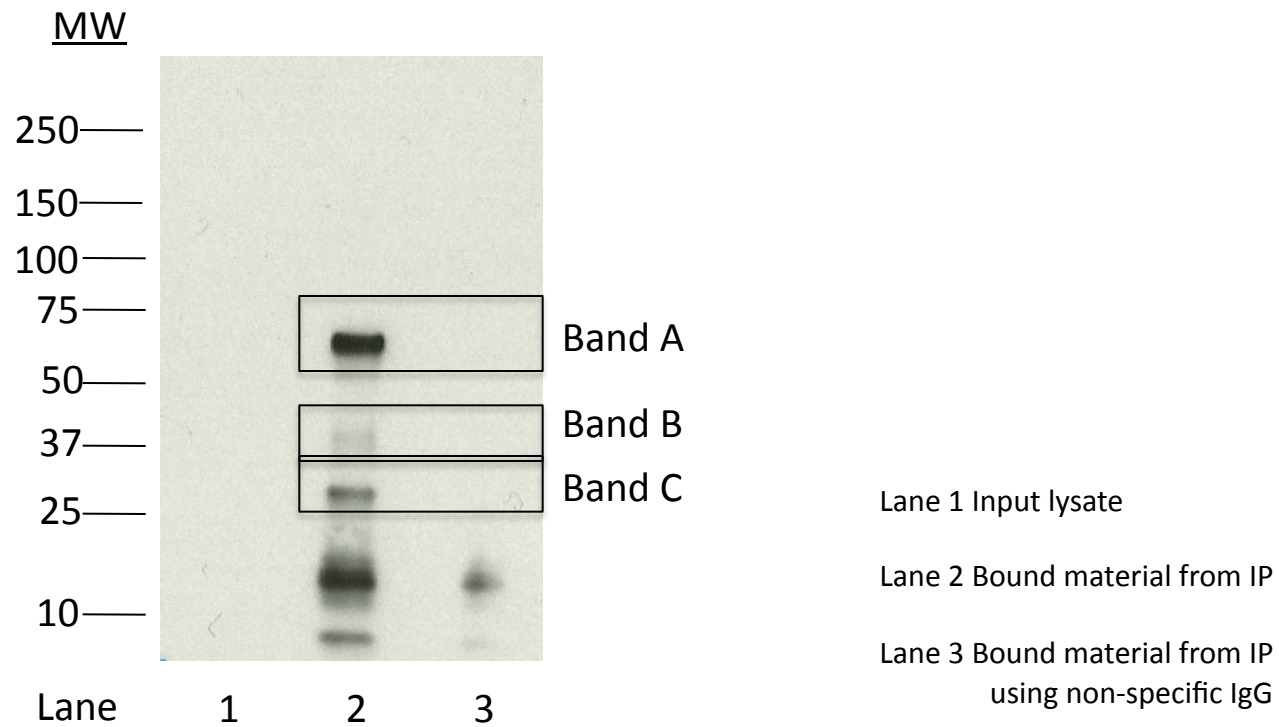
A. Western blot using antibody HPA006672 on nuclear lysates from cell lines GM12878 (Lane1), K562 (Lane2), HeLaS3 (Lane3), and HepG2 (Lane4). **B.** Immunoprecipitation was performed on nuclear lysates from HepG2 cells using antibody HPA006672. Lane1: Nuclear lysate. Lane 2: Unbound material from immunoprecipitation with HPA006672. Lane 3: Bound material from immunoprecipitation with HPA006672. Lane 4: Bound material from control immunoprecipitation with rabbit IgG. Arrow indicates band of expected size (63.6 kD) that is highly enriched in the specifically immunoprecipitated fraction. Asterisk indicates signal due to IgG heavy chain from immunoprecipitation.

Validation #2
Analysis



Insert Validation Image (Click here)

HPA006672 (ZKSCAN1) Immunoprecipitation/Mass spectrometry



Spectrum	Name of Protein	Count of Peptides	Ratio (ZKSCAN1/IgG Control)
ZKSCAN1_Band A	Zinc finger protein with KRAB and SCAN domains 1	49	NOT IN CONTROL IP
ZKSCAN1_Band A	Putative uncharacterized protein CPSF6	12	NOT IN CONTROL IP
ZKSCAN1_Band A	Isoform A of Lamin-A/C	10	0.555555556
ZKSCAN1_Band A	Nucleolar protein 56	10	1.111111111
ZKSCAN1_Band A	Isoform 1 of Heat shock cognate 71 kDa protein	9	1
ZKSCAN1_Band A	Stress-70 protein, mitochondrial	7	0.35
ZKSCAN1_Band A	Heterogeneous nuclear ribonucleoprotein L	6	0.5
ZKSCAN1_Band A	Insulin-like growth factor 2 mRNA-binding protein 1	6	0.6
ZKSCAN1_Band A	Nucleolar protein 58	6	0.666666667
ZKSCAN1_Band A	RSL1D1 protein	6	0.461538462
ZKSCAN1_Band A	Histone deacetylase 2	5	NOT IN CONTROL IP
ZKSCAN1_Band A	cDNA FLJ54408, highly similar to Heat shock 70 kDa protein 1	4	0.571428571
ZKSCAN1_Band A	Lamin-B1	4	0.5
ZKSCAN1_Band A	Protein NPAT	4	NOT IN CONTROL IP
ZKSCAN1_Band A	Histone deacetylase 1	3	NOT IN CONTROL IP
ZKSCAN1_Band A	Isoform 1 of RNA-binding protein 14	3	0.333333333
ZKSCAN1_Band A	Probable ATP-dependent RNA helicase DDX5	3	0.6
ZKSCAN1_Band A	Putative pre-mRNA-splicing factor ATP-dependent RNA helicase DHX15	3	3
ZKSCAN1_Band A	Isoform 1 of Heat shock protein HSP 90-alpha	2	NOT IN CONTROL IP
ZKSCAN1_Band A	Isoform 2 of Transcriptional repressor p66-alpha	2	NOT IN CONTROL IP
ZKSCAN1_Band A	X-ray repair cross-complementing protein 6	2	0.125
ZKSCAN1_Band B	Zinc finger protein with KRAB and SCAN domains 1	7	NOT IN CONTROL IP
ZKSCAN1_Band B	Junction plakoglobin	6	6
ZKSCAN1_Band B	Histone deacetylase 1	3	NOT IN CONTROL IP
ZKSCAN1_Band B	Histone deacetylase 2	3	NOT IN CONTROL IP
ZKSCAN1_Band B	Isoform 1 of Core histone macro-H2A.1	2	1
ZKSCAN1_Band B	Isoform 2 of Telomere-associated protein RIF1	2	NOT IN CONTROL IP
ZKSCAN1_Band C	Zinc finger protein with KRAB and SCAN domains 1	10	NOT IN CONTROL IP
ZKSCAN1_Band C	cDNA FLJ77422, highly similar to Homo sapiens RNA binding protein, autoantigenic (hnRNP-associated with lethal yellow homolog (mouse)), transcript variant 1, mRNA (Fragment)	8	0.727272727
ZKSCAN1_Band C	rRNA 2'-O-methyltransferase fibrillar	5	0.714285714
ZKSCAN1_Band C	Isoform 1 of Core histone macro-H2A.1	3	0.166666667
ZKSCAN1_Band C	Protein NPAT	3	NOT IN CONTROL IP
ZKSCAN1_Band C	Emerin	2	NOT IN CONTROL IP
ZKSCAN1_Band C	Glyceraldehyde-3-phosphate dehydrogenase	2	NOT IN CONTROL IP